



SOLBIKA
LIGHTING

LAMPY

LAMP S

2022



SOLBIKALIGHTING.COM.PL

2 TABLE OF CONTENTS SPIS TREŚCI

GLASS LAMPS	LAMPY SZKLANE	8									
OPTICAL		9									
LINKEUS	L-2504	L-2520	L-2507	L-2523	10						
LINKEUS	L-2509	L-2525	L-2515	L-2531	11						
LINKEUS	L-2536	L-2552	L-2539	L-2555	12						
LINKEUS	L-2544	L-2560	L-2547	L-2563	13						
TEZEUSZ	L-2582	L-2566	L-2588	L-2572	15						
TEZEUSZ	L-2589	L-2573	L-2595	L-2579	16						
BALL					18						
BALL	L-2301	L-2317	L-2337		19						
BALL	L-2307	L-2323	L-2343		20						
BALL	L-2309	L-2325	L-2345		21						
BALL	L-2316	L-2332	L-2352		22						
BALL	L-2385	L-2381	L-2333	L-2353	24						
MONOCHROME FLASH	L-2357	L-2365	L-2373		25						
MONOCHROME FLASH	L-2362	L-2370	L-2378		26						
CYLINDER					28						
SODA	L-2104	L-2132	L-2160		29						
SODA	L-2107	L-2135	L-2163		30						
SODA	L-2109	L-2137	L-2165		31						
SODA	L-2116	L-2144	L-2172		32						
						SODA	L-2119	L-2147	L-2175	34	
						SODA	L-2124	L-2152	L-2180	35	
						SODA	L-2127	L-2155	L-2183	36	
						SODA	L-2186	L-2190	L-2194	37	
						BULGY				38	
						TUBE	L-2023	L-2027	L-2032	L-2035	39
						TUBE	L-2039	L-2043	L-2045	L-2049	40
						MONOCHROME FLASH	L-2001	L-2006	L-2009	L-2014	42
						CORRODED					44
						LONCENG	L-2711	L-2701	L-2705		45
						CLASSIC					46
						BARREL	L-2803	L-2807	L-2809	L-2816	47
						METAL LAMPS	LAMPY METALOWE				48
						G_DECO					49
						LOTOS	LM-GL021	LM-GL011			50
						AZURE	LM-G3802	LM-G3821	LM-G3811		51
						MESSO	LM-GP01	LM-GP11	LM-GP21		52





Solbika Lighting is a new player in the lighting market, but the history of our manufacturing business covers more than 25 years. We supply decorative and functional glassware to our customers worldwide. The tradition of manual glass forming, cultivated and developed by us over the years, together with the introduction of modern solutions, places us among the leading manufacturers of household products on the market. In order to meet our customers' expectations, we constantly strive for perfection and develop our production technologies.

In-house manufacturing of glass products is our strength. We are not dependent on suppliers (often from very distant locations) and can quickly respond to the current needs, changing trends and tastes of our customers. Working with the best commercial partners, we reach your homes so you can enjoy products manufactured in Europe with an international and unique design.

Solbika Lighting jest nowym graczem na rynku oświetlenia, ale historia naszej produkcyjnej działalności to już ponad 25 lat. Dostarczamy naszym klientom na całym świecie, dekoracyjne i użytkowe wyroby szklane. Kulturowana i rozwijana przez nas na przestrzeni lat, tradycja ręcznego formowania szkła, wraz z wprowadzaniem rozwiązań nowoczesnych, klasyfikuje nas w gronie wiodących producentów wyrobów do użytku domowego na rynku. Wychodząc naprzeciw oczekiwaniom naszych klientów nieustannie dążymy do perfekcji oraz rozwijamy nasze technologie produkcyjne.

Nasza własna produkcja wyrobów szklanych stanowi o naszej sile. Nie jesteśmy uzależnieni od dostawców (często z bardzo odległych miejsc), możemy szybko reagować na potrzeby, zmieniające się trendy i gusta naszych klientów.

Dzięki współpracy z najlepszymi partnerami handlowymi docieramy do Państwa domów i pozwalamy cieszyć się wyrobami produkowanymi w Europie o międzynarodowym i niepowtarzalnym designie.



DESIGN, THAT SHINES BY EXAMPLE



DESIGN, KTÓRY ŚWIECI PRZYKŁADEM



HANGERS

The hangers we offer rely on top quality components supplied by local partners. Braided cables and varnished metal covers will add elegance and glamour to your interior.

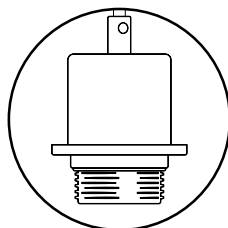
Sold without a light source.

ZAWIESIA

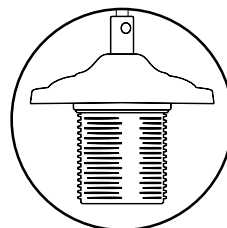
Oferowane przez nas zawiesia oparte są na komponentach najwyższej jakości, dostarczane przez lokalnych partnerów. Oplatane kable i metalowe, lakierowane osłony, nadadzą Twojemu wnętrzu elegancji i blasku.

Sprzedawane bez źródła światła.

MODELS MODELE



SOL-1



SOL-2

LIGHT SOURCE E27, max 60W, recommended LED
POWER SUPPLY 220-240V, 50/60Hz
IP CLASS IP20

ŹRÓDŁO ŚWIATŁA E27, max 60W, zalecane LED
ZASILANIE 220-240V, 50/60Hz
KLASA IP IP20


COLORS KOLORY




ALLBLACK



ALLWHITE



GOLD-BLACK



SILVER-BLACK

SAMPLE LAMP DESCRIPTION

MODEL
LAMP NUMBER
SHADE HEIGHT AND DIAMETER (mm)
TOTAL LAMP HEIGHT (mm)
COLOR

PRZYKŁADOWY OPIS LAMPY

MODEL
NUMER LAMPY
WYSOKOŚĆ I ŚREDNICA KLOSZA (mm)
CAŁKOWITA WYSOKOŚĆ LAMPY (mm)
KOLOR

LINKEUS
 L-2504
 H 270 Ø 190
 H 1220
 clear



PACKAGING

We are experts in glass. We have been manufacturing and shipping it worldwide for over 25 years. We know how to take care of glass and how to protect our products so that they reach our customers intact. Securing other materials is a small thing to us.

Our packaging is not only functional but also elegant and sustainable. We make sure the packaging comes from reliable and local suppliers — a short supply chain matters to us a lot too.

OPAKOWANIA

Znamy się na szkle. Produkujemy i wysyłamy je na cały świat od ponad 25 lat. Wiemy jak zadbać o szkło i jak zabezpieczyć nasze wyroby, aby dotarły do naszych klientów nienaruszone. Zabezpieczyć inne materiały to dla nas drobnostka.

Nasze opakowania są nie tylko funkcjonalne ale zarazem eleganckie i ekologiczne. Dbamy o to aby pochodziły od sprawdzonych, lokalnych dostawców — krótki łańcuch dostaw też jest bardzo istotny dla nas.



L A M P S

GLASS

Glass has been with us from the very beginning. We were born of glass. That is why our first priority is to offer lamps made of this noble material. Moreover, glass is a very sustainable and 100% recyclable material.

Our hangers are also made from top quality materials and the braided cable emphasises the uniqueness of this product.

Szkło jest z nami od początku. Zrodziliśmy się ze szkła. Dlatego w pierwszej kolejności stawiamy na i oferujemy lampy stworzone z tego szlachetnego materiału. W dodatku szkło jest bardzo ekologiczne i może w 100% zostać poddane recyklingowi.

Nasze zawiesia również wykonane są z materiałów najwyższej jakości, a oplatany kabel podkreśla wyjątkowość tego wyrobu.

LINE

OPTICAL



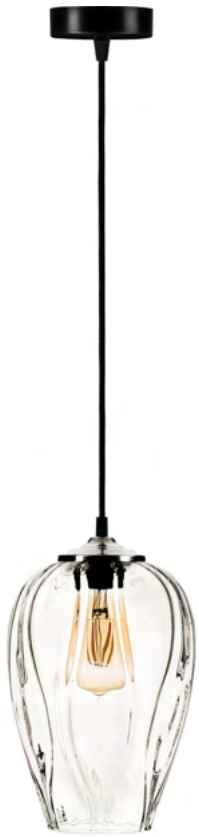
GLASS



OPTICAL

GLASS

1 x E27, max 60W, recommended LED, 220-240V, 50/60 Hz, IP20, sold without a light source



LINKEUS

L-2504

H 270 Ø 190

H max 1220

clear



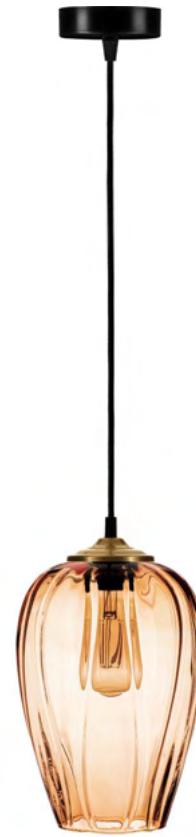
LINKEUS

L-2520

H 370 Ø 260

H max 1320

clear



LINKEUS

L-2507

H 270 Ø 190

H max 1220

light brown



LINKEUS

L-2523

H 370 Ø 260

H max 1320

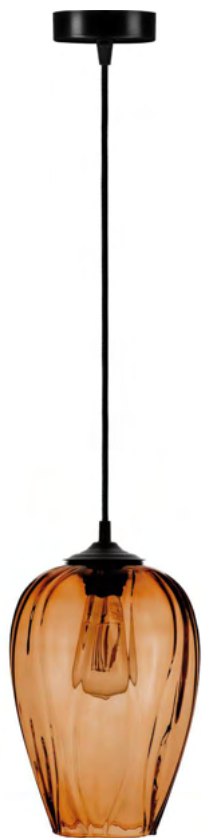
light brown



OPTICAL GLASS

1 x E27, max 60W, recommended LED, 220-240V, 50/60 Hz, IP20, sold without a light source

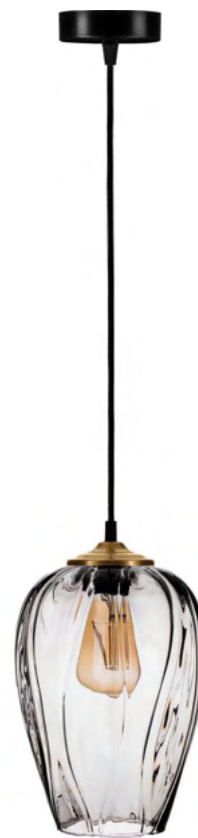
11



LINKEUS
L-2509
H 270 Ø 190
H max 1220
amber



LINKEUS
L-2525
H 370 Ø 260
H max 1320
amber



LINKEUS
L-2515
H 270 Ø 190
H max 1220
smoked



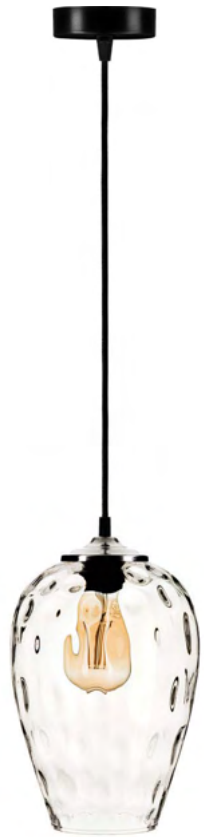
LINKEUS
L-2531
H 370 Ø 260
H max 1320
smoked



OPTICAL

GLASS

1 x E27, max 60W, recommended LED, 220-240V, 50/60 Hz, IP20, sold without a light source



LINKEUS

L-2536

H 270 Ø 190

H max 1220

clear



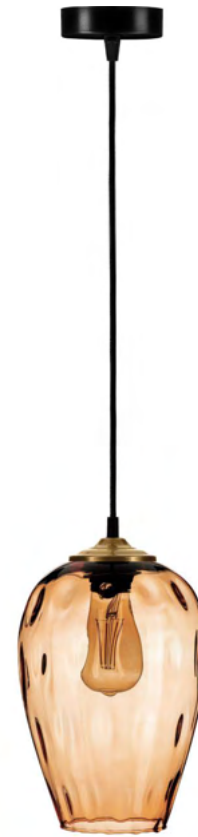
LINKEUS

L-2552

H 370 Ø 260

H max 1320

clear



LINKEUS

L-2539

H 270 Ø 190

H max 1220

light brown



LINKEUS

L-2555

H 370 Ø 260

H max 1320

light brown



OPTICAL GLASS

1 x E27, max 60W, recommended LED, 220-240V, 50/60 Hz, IP20, sold without a light source

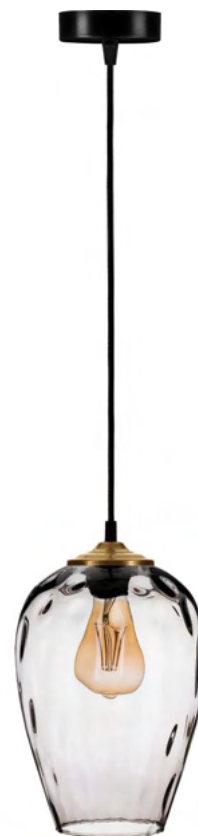
13



LINKEUS
L-2544
H 270 Ø 190
H max 1220
amber



LINKEUS
L-2560
H 370 Ø 260
H max 1320
amber



LINKEUS
L-2547
H 270 Ø 190
H max 1220
smoked



LINKEUS
L-2563
H 370 Ø 260
H max 1320
smoked





OPTICAL GLASS

1 x E27, max 60W, recommended LED, 220-240V, 50/60 Hz, IP20, sold without a light source

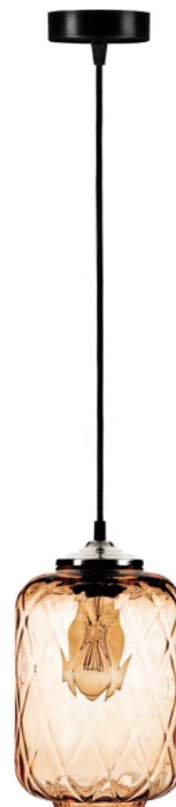
15



TEZEUSZ
L-2582
H 230 Ø 170
H max 1180
clear



TEZEUSZ
L-2566
H 330 Ø 240
H max 1280
clear



TEZEUSZ
L-2588
H 230 Ø 170
H max 1180
light brown



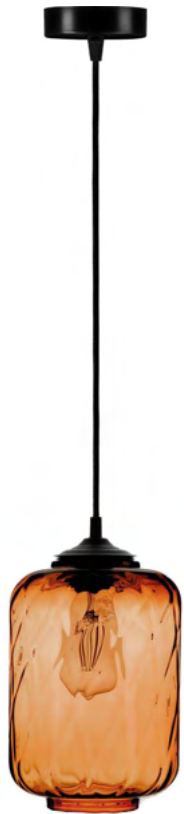
TEZEUSZ
L-2572
H 330 Ø 240
H max 1280
light brown



OPTICAL

GLASS

1 x E27, max 60W, recommended LED, 220-240V, 50/60 Hz, IP20, sold without a light source



TEZEUSZ

L-2589

H 230 Ø 170

H max 1180

amber



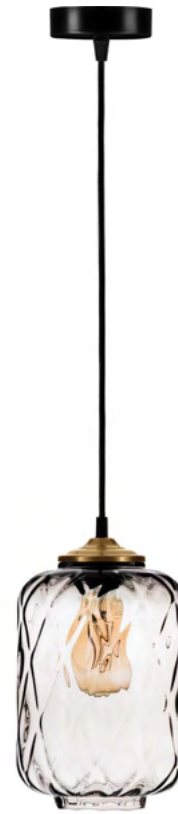
TEZEUSZ

L-2573

H 330 Ø 240

H max 1280

amber



TEZEUSZ

L-2595

H 230 Ø 170

H max 1180

smoked



TEZEUSZ

L-2579

H 330 Ø 240

H max 1280

smoked





LINE

BALL



GLASS

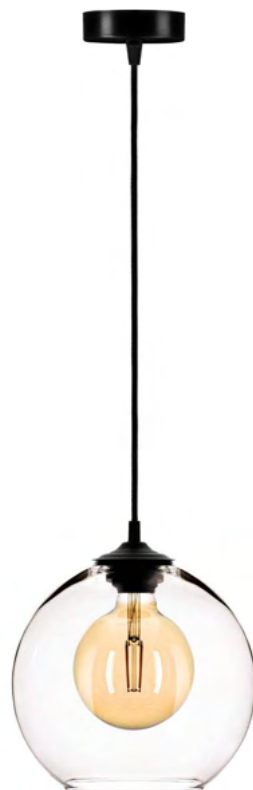


BALL
GLASS

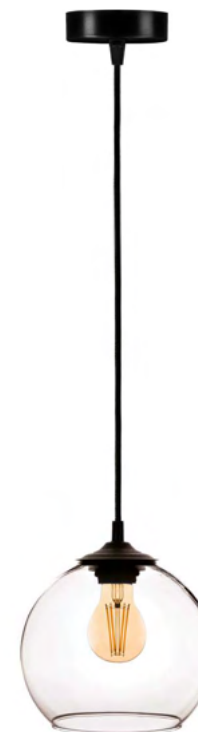
1 x E27, max 60W, recommended LED, 220-240V, 50/60 Hz, IP20, sold without a light source



BALL
L-2301
H 250 Ø 300
H max 1200
clear



BALL
L-2317
H 230 Ø 250
H max 1180
clear



BALL
L-2337
H 160 Ø 200
H max 1110
clear

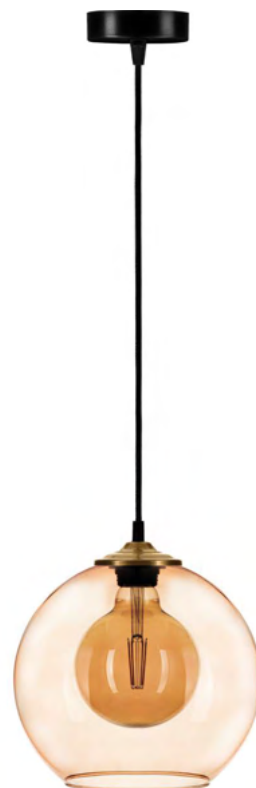


BALL
GLASS


1 x E27, max 60W, recommended LED, 220-240V, 50/60 Hz, IP20, sold without a light source



BALL
L-2307
H 250 Ø 300
H max 1200
light brown



BALL
L-2323
H 230 Ø 250
H max 1180
light brown



BALL
L-2343
H 160 Ø 200
H max 1110
light brown

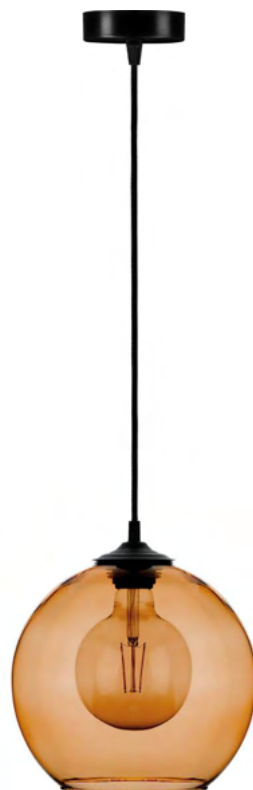


BALL
GLASS

1 x E27, max 60W, recommended LED, 220-240V, 50/60 Hz, IP20, sold without a light source



BALL
L-2309
H 250 Ø 300
H max 1200
amber



BALL
L-2325
H 230 Ø 250
H max 1180
amber



BALL
L-2345
H 160 Ø 200
H max 1110
amber

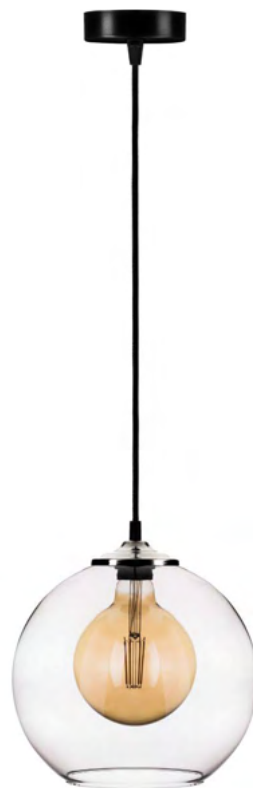


BALL
GLASS

1 x E27, max 60W, recommended LED, 220-240V, 50/60 Hz, IP20, sold without a light source



BALL
L-2316
H 250 Ø 300
H max 1200
smoked



BALL
L-2332
H 230 Ø 250
H max 1180
smoked



BALL
L-2352
H 160 Ø 200
H max 1110
smoked





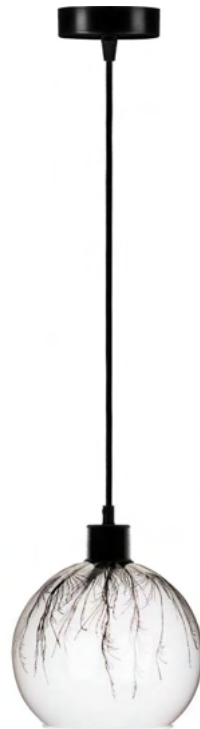
BALL

GLASS

1 x E27, max 60W, recommended LED, 220-240V, 50/60 Hz, IP20, sold without a light source



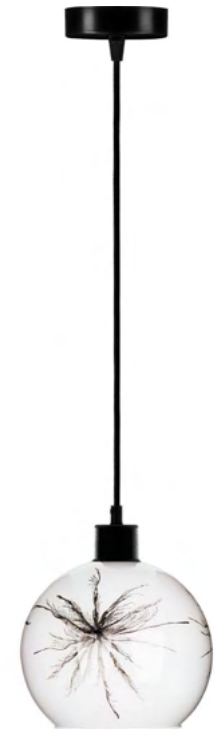
BALL
L-2385
H 230 Ø 250
H max 1180
white + top black dandelions



BALL
L-2381
H 160 Ø 200
H max 1110
white + top black dandelions



BALL
L-2333
H 230 Ø 250
H max 1180
white + side black dandelions



BALL
L-2353
H 160 Ø 200
H max 1110
white + side black dandelions



BALL
GLASS

1 x E27, max 60W, recommended LED, 220-240V, 50/60 Hz, IP20, sold without a light source



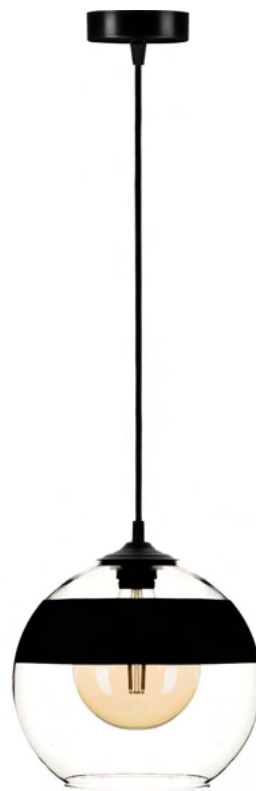
MONOCHROME FLASH

L-2357

H 250 Ø 300

H max 1200

black stripe



MONOCHROME FLASH

L-2365

H 230 Ø 250

H max 1180

black stripe



MONOCHROME FLASH

L-2373

H 170 Ø 200

H max 1120

black stripe



BALL
GLASS

1 x E27, max 60W, recommended LED, 220-240V, 50/60 Hz, IP20, sold without a light source


**MONOCHROME FLASH**

L-2362

H 250 Ø 300

H max 1200

white stripe


**MONOCHROME FLASH**

L-2370

H 230 Ø 250

H max 1180

white stripe

**MONOCHROME FLASH**

L-2378

H 170 Ø 200

H max 1120

white stripe





LINE

CYLINDER



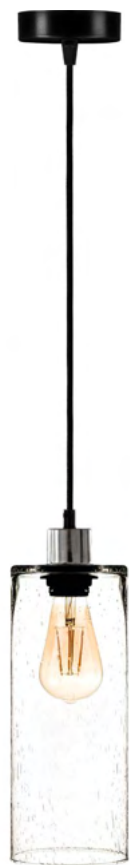
GLASS



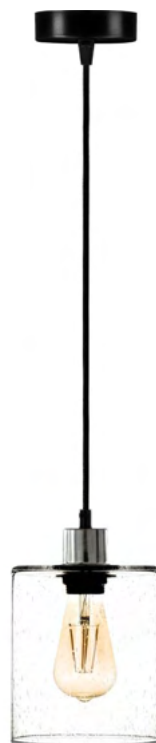
CYLINDER

GLASS

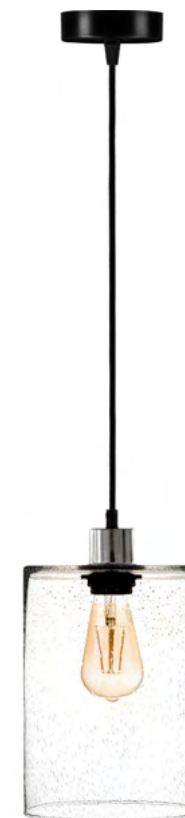
1 x E27, max 60W, recommended LED, 220-240V, 50/60 Hz, IP20, sold without a light source



SODA
L-2104
H 300 Ø 120
H max 1250
clear



SODA
L-2132
H 180 Ø 150
H max 1130
clear



SODA
L-2160
H 250 Ø 180
H max 1200
clear



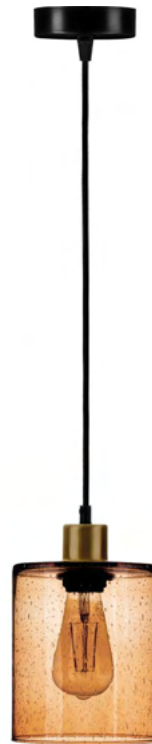
CYLINDER

GLASS

1 x E27, max 60W, recommended LED, 220-240V, 50/60 Hz, IP20, sold without a light source



SODA
L-2107
H 300 Ø 120
H max 1250
light brown



SODA
L-2135
H 180 Ø 150
H max 1130
light brown



SODA
L-2163
H 250 Ø 180
H max 1200
light brown



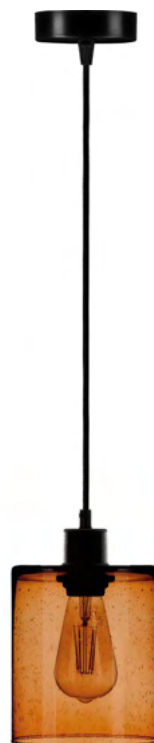
CYLINDER

GLASS

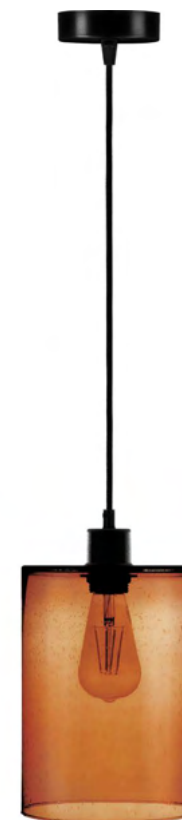
1 x E27, max 60W, recommended LED, 220-240V, 50/60 Hz, IP20, sold without a light source



SODA
L-2109
H 300 Ø 120
H max 1250
amber



SODA
L-2137
H 180 Ø 150
H max 1130
amber



SODA
L-2165
H 250 Ø 180
H max 1200
amber



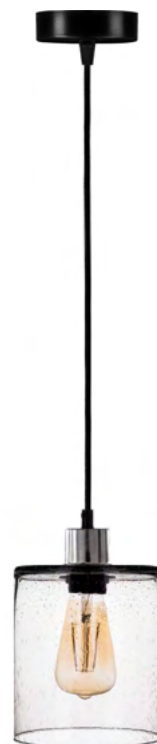
CYLINDER

GLASS

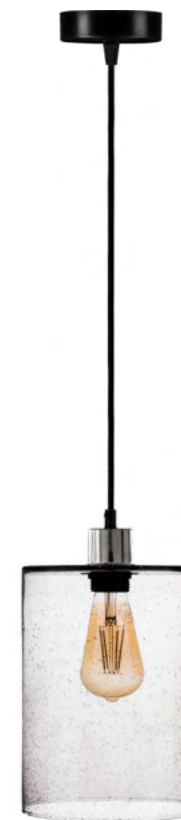
1 x E27, max 60W, recommended LED, 220-240V, 50/60 Hz, IP20, sold without a light source



SODA
L-2116
H 300 Ø 120
H max 1250
smoked



SODA
L-2144
H 180 Ø 150
H max 1130
smoked



SODA
L-2172
H 250 Ø 180
H max 1200
smoked





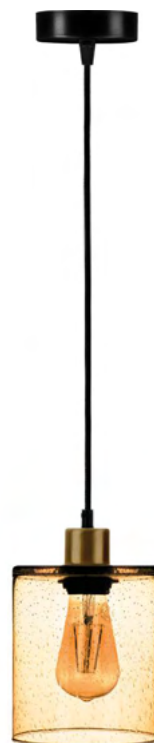
CYLINDER

GLASS

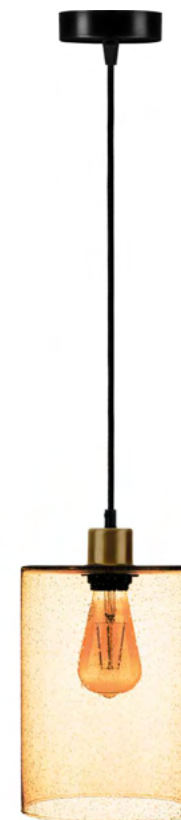
1 x E27, max 60W, recommended LED, 220-240V, 50/60 Hz, IP20, sold without a light source



SODA
L-2119
H 300 Ø 120
H max 1250
yellow



SODA
L-2147
H 180 Ø 150
H max 1130
yellow



SODA
L-2175
H 250 Ø 180
H max 1200
yellow



CYLINDER

GLASS

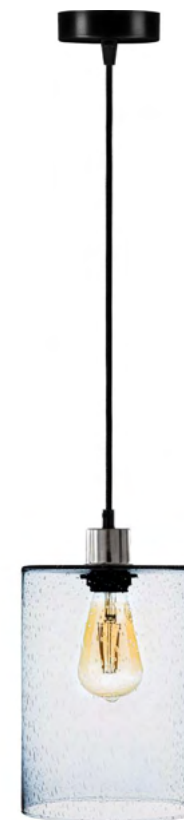
1 x E27, max 60W, recommended LED, 220-240V, 50/60 Hz, IP20, sold without a light source



SODA
L-2124
H 300 Ø 120
H max 1250
blue



SODA
L-2152
H 180 Ø 150
H max 1130
blue



SODA
L-2180
H 250 Ø 180
H max 1200
blue



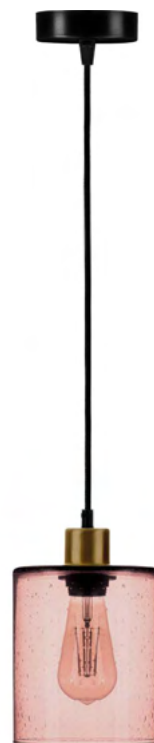
CYLINDER

GLASS

1 x E27, max 60W, recommended LED, 220-240V, 50/60 Hz, IP20, sold without a light source



SODA
L-2127
H 300 Ø 120
H max 1250
pink



SODA
L-2155
H 180 Ø 150
H max 1130
pink



SODA
L-2183
H 250 Ø 180
H max 1200
pink



CYLINDER

GLASS

1 x E27, max 60W, recommended LED, 220-240V, 50/60 Hz, IP20, sold without a light source



SODA
L-2186
H 300 Ø 120
H max 1250
opal



SODA
L-2190
H 180 Ø 150
H max 1130
opal



SODA
L-2194
H 250 Ø 180
H max 1200
opal



LINE

BULGY




GLASS




BULGY

GLASS

1 x E27, max 60W, recommended LED, 220-240V, 50/60 Hz, IP20, sold without a light source



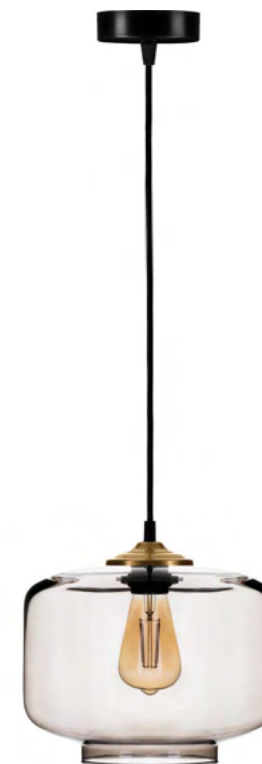
TUBE
L-2023
H 200 Ø 250
H max 1150
clear



TUBE
L-2027
H 200 Ø 250
H max 1150
light brown



TUBE
L-2032
H 200 Ø 250
H max 1150
amber

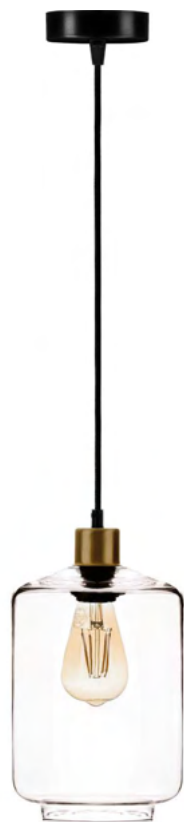


TUBE
L-2035
H 200 Ø 250
H max 1150
smoked



BULGY
GLASS

1 x E27, max 60W, recommended LED, 220-240V, 50/60 Hz, IP20, sold without a light source

**TUBE**

L-2039

H 255 Ø 170

H max 1205

clear

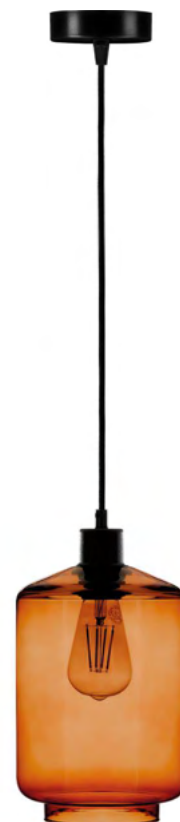
**TUBE**

L-2043

H 255 Ø 170

H max 1205

light brown

**TUBE**

L-2045

H 255 Ø 170

H max 1205

amber

**TUBE**

L-2049

H 255 Ø 170

H max 1205

smoked






BULGY

GLASS

1 x E27, max 60W, recommended LED, 220-240V, 50/60 Hz, IP20, sold without a light source




MONOCHROME FLASH

L-2001

H 200 Ø 250

H max 1150

black top



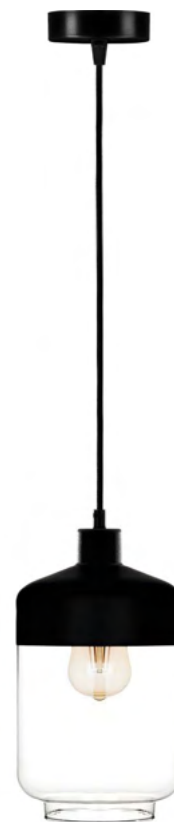
MONOCHROME FLASH

L-2006

H 200 Ø 250

H max 1150

white top




MONOCHROME FLASH

L-2009

H 255 Ø 170

H max 1205

black top



MONOCHROME FLASH

L-2014

H 255 Ø 170

H max 1205

white top







LINE

CORRODED



GLASS

CORRODED

GLASS

1 x E27, max 60W, recommended LED, 220-240V, 50/60 Hz, IP20, sold without a light source



LONCENG
L-2711
H 260 Ø 250
H max 1210
clear



LONCENG
L-2701
H 260 Ø 250
H max 1210
transparent silver



LONCENG
L-2705
H 260 Ø 250
H max 1210
transparent gold



LINE

CLASSIC




GLASS



CLASSIC

GLASS

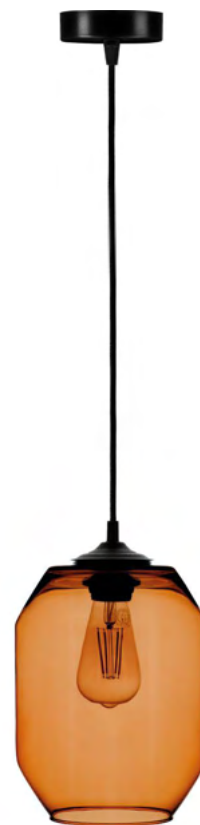
1 x E27, max 60W, recommended LED, 220-240V, 50/60 Hz, IP20, sold without a light source



BARREL
L-2803
H 250 Ø 190
H max 1200
clear



BARREL
L-2807
H 250 Ø 190
H max 1200
light brown



BARREL
L-2809
H 250 Ø 190
H max 1200
amber



BARREL
L-2816
H 250 Ø 190
H max 1200
smoked



L A M P S

METAL

Metal lamps — yes. Ordinary, simple metal lamps — no. We go for modern design but we also want our products to have spirit in them. That is why we cooperate with local craftsmen who put a lot of heart and work in to what they do. Each of our lamps is unique and adds an industrial yet elegant feel to the interior.

Metalowe lampy — tak. Zwykłe, proste metalowe lampy — nie. Stawiamy na nowoczesny design, ale chcemy też, aby nasze wyroby miały w sobie ducha. Stąd nasza współpraca z lokalnymi przedsiębiorcami, którzy w swoje wyroby wkładają dużo serca i ludzkiej pracy. Każda nasza lampa jest wyjątkowa, posiada charakter przemysłowego, a zarazem i eleganckiego wnętrza.

LINE
G-DECO




METAL



G_DECO
METAL

1 x E27, max 60W, recommended LED, 220-240V, 50/60 Hz, IP20, sold without a light source



LOTOS
LM-GL021
H 200 Ø 270
H max 1150
copper



LOTOS
LM-GL011
H 320 Ø 300
H max 1270
copper





AZURE
LM-G3802
H 220 Ø 400
H max 1170
white



AZURE
LM-G3821
H 220 Ø 400
H max 1170
copper



AZURE
LM-G3811
H 220 Ø 400
H max 1170
black



G_DECO
METAL

1 x E27, max 60W, recommended LED, 220-240V, 50/60 Hz, IP20, sold without a light source



MESSO
LM-GP01
H 400 Ø 400
H max 1350
copper



MESSO
LM-GP11
H 300 Ø 300
H max 1250
copper



MESSO
LM-GP21
H 200 Ø 200
H max 1150
copper







You can find us at the best distributors and in the best stores

Możesz nas znaleźć u najlepszych dystrybutorów i w najlepszych sklepach





tel. +48 48 360 45 55

fax. +48 48 365 19 91

lighting@solbika.com.pl

www.solbikalighting.com.pl

SOLBIKA Sp. z o.o.

26-640 Skaryszew
Maków, ul. Lipowa 84
Poland